

AMPLATZER™

PRODUCT PORTFOLIO

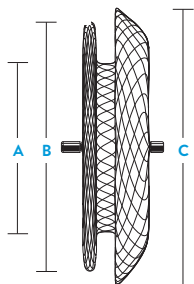


TABLE OF CONTENTS

ATRIAL SEPTAL DEFECT CLOSURE	1
AMPLATZER™ Septal Occluder	2
AMPLATZER™ Multi-Fenestrated Septal Occluder – “Cribriform”	4
PATENT FORAMEN OVALE CLOSURE	6
AMPLATZER™ PFO Occluder	7
PATENT DUCTUS ARTERIOSUS CLOSURE	9
AMPLATZER™ Duct Occluder	10
AMPLATZER™ Duct Occluder II	12
AMPLATZER™ Duct Occluder II Additional Sizes	14
VENTRICULAR SEPTAL DEFECT CLOSURE	16
AMPLATZER™ Membranous VSD Occluder	17
AMPLATZER™ Muscular VSD Occluder	19
AMPLATZER™ P.I. Muscular VSD Occluder	21
LEFT ATRIAL APPENDAGE OCCLUSION	23
AMPLATZER™ Cardiac Plug	24
AMPLATZER™ Amulet™ Left Atrial Appendage Occluder	26
PERIPHERAL VASCULAR EMBOLIZATION	28
AMPLATZER™ Vascular Plug	29
AMPLATZER™ Vascular Plug II	31
AMPLATZER™ Vascular Plug III	33
AMPLATZER™ Vascular Plug 4	35
DELIVERY SYSTEMS	37
AMPLATZER™ TorqVue™ 45° and 180° Delivery Systems	38
AMPLATZER™ TorqVue™ Exchange Systems	39
AMPLATZER™ TorqVue™ LP Delivery System	40
AMPLATZER™ TorqVue™ LP Catheter	41
AMPLATZER™ TorqVue™ Delivery System with Pusher Catheter	42
AMPLATZER™ AMULET™ Delivery Sheath	43
AMPLATZER™ TorqVue™ 45° x 45° Delivery Sheath	43
AMPLATZER™ TorqVue™ 2 Delivery Sheath	44
ACCESSORIES	45
AMPLATZER™ Sizing Balloon II	46
AMPLATZER™ Sizing Plate	47
AMPLATZER™ Guidewires	48

ATRIAL SEPTAL DEFECT CLOSURE

AMPLATZER™ SEPTAL OCCLUDER



Sizing and Device Selection

Defect sizing should be carried out using stop-flow measurements with a sizing balloon. Once the diameter of the defect has been determined, select an occlusion device equal to or (if the identical size is not available) one size larger than the defect.

Do not select a device size larger than 1.5 times the echocardiograph-derived ASD diameter prior to balloon sizing.

Ordering Information

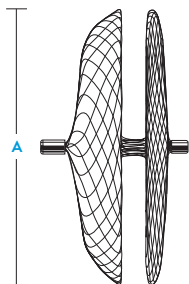
Contents: 1 occluder

Model/ Reorder No	Device Sz/ Waist Diam (mm) (A)	Rt Atrial Disc Diam (mm) (B)	Lt Atrial Disc Diam (mm) (C)	Waist Lgth (mm)	Min Recom'd Sheath Sz
9-ASD-004	4	12	16	3	6 F; 45° Curve
9-ASD-005	5	13	17	3	6 F; 45° Curve
9-ASD-006	6	14	18	3	6 F; 45° Curve
9-ASD-007	7	15	19	3	6 F; 45° Curve
9-ASD-008	8	16	20	3	6 F; 45° Curve
9-ASD-009	9	17	21	3	6 F; 45° Curve
9-ASD-010	10	18	22	3	6 F; 45° Curve
9-ASD-011	11	21	25	4	7 F; 45° Curve
9-ASD-012	12	22	26	4	7 F; 45° Curve
9-ASD-013	13	23	27	4	7 F; 45° Curve
9-ASD-014	14	24	28	4	7 F; 45° Curve
9-ASD-015	15	25	29	4	7 F; 45° Curve
9-ASD-016	16	26	30	4	7 F; 45° Curve
9-ASD-017	17	27	31	4	7 F; 45° Curve
9-ASD-018	18	28	32	4	8 F; 45° Curve
9-ASD-019	19	29	33	4	8 F; 45° Curve
9-ASD-020	20	30	34	4	9 F; 45° Curve
9-ASD-022	22	32	36	4	9 F; 45° Curve
9-ASD-024	24	34	38	4	9 F; 45° Curve
9-ASD-026	26	36	40	4	10 F; 45° Curve
9-ASD-028	28	38	42	4	10 F; 45° Curve
9-ASD-030	30	40	44	4	10 F; 45° Curve
9-ASD-032	32	42	46	4	12 F; 45° Curve
9-ASD-034	34	44	50	4	12 F; 45° Curve
9-ASD-036	36	46	52	4	12 F; 45° Curve
9-ASD-038	38	48	54	4	12 F; 45° Curve
9-ASD-040	40	50	56	4	12 F; 45° Curve

Recommended Accessories

	Page
AMPLATZER™ TorqVue™ 45° Delivery System	38
AMPLATZER™ TorqVue™ 45° Exchange System	39
AMPLATZER™ Guidewire – (9-GW-002)	48
AMPLATZER™ Sizing Balloon II	46

AMPLATZER™ MULTI-FENESTRATED SEPTAL OCCLUDER – “CRIBRIFORM”



Sizing and Device Selection

Once the most centrally located defect has been crossed, measurements should be made to determine the distance to the outer rim of the furthest fenestration and the device size selected should be 2:1 of this measurement.

Shortest distance from defect to aortic root or distance from defect to superior vena cava orifice (mm)

Suggested AMPLATZER™ Cribiform Occluder size (mm)

> 20

40

17.5-20

35

15-17.4

30

12.5-14.9

25

9-12.4

18

< 9

Do not implant device

Ordering Information

Contents: 1 occluder

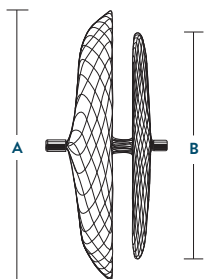
Model/ Reorder No	Device Sz/Rt Atrial Disc Diam (mm) (A)	Waist Length (mm)	Min Recom'd Sheath Sz
9-ASD-MF-018	18	3	8 F; 45° Curve
9-ASD-MF-025	25	3	8 F; 45° Curve
9-ASD-MF-030	30	3	8 F; 45° Curve
9-ASD-MF-035	35	3	9 F; 45° Curve
9-ASD-MF-040	40	3	10 F; 45° Curve

Recommended Accessories

Accessory	Page
AMPLATZER™ TorqVue™ 45° Delivery System	38
AMPLATZER™ TorqVue™ 45° Exchange System	39
AMPLATZER™ Guidewire – (9-GW-002)	48

PATENT FORAMEN OVALE CLOSURE

AMPLATZER™ PFO OCCLUDER



Sizing and Device Selection

Shortest distance from defect to aortic root or distance from defect to superior vena cava orifice (mm)

Suggested AMPLATZER™ PFO Occluder size (mm)

≥ 17.5	35
15-17.4	30
12.5-14.9	25
9-12.4	18
< 9	Do not implant device

Ordering Information

Contents: 1 occluder

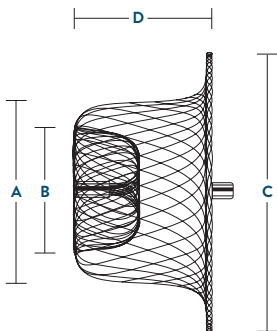
Model/ Reorder No	Rt Atrial Disc Diam (mm) (A)	Lt Atrial Disc Diam (mm) (B)	Waist Length (mm)	Min Recom'd Sheath Sz
9-PFO-018	18	18	3	8 F; 45° Curve
9-PFO-025	25	18	3	8 F; 45° Curve
9-PFO-030	30	30	3	8 F; 45° Curve
9-PFO-035	35	25	3	9 F; 45° Curve

Recommended Accessories

Accessory	Page
AMPLATZER™ TorqVue™ 45° Delivery System	38
AMPLATZER™ TorqVue™ 45° Exchange System	39
AMPLATZER™ Guidewire – (9-GW-002)	48

PATENT DUCTUS ARTERIOSUS CLOSURE

AMPLATZER™ DUCT OCCLUDER



Sizing and Device Selection

Measure the narrowest portion of the patent ductus arteriosus (PDA) then add at least 2 mm to this measurement, in order to calculate the required smaller (PA) end of the device.

Ordering Information

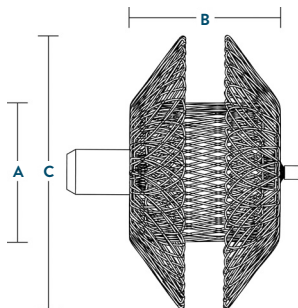
Contents: 1 occluder

Model/ Reorder No	Device Diam at Descending Aorta (mm) (A)	Device Diam at Pulmonary Artery (mm) (B)	Retention Skirt Diam (mm) (C)	Device Length (mm) (D)	Min Recom'd Sheath Sz
9-PDA-003	5	4	9	5	5 F; 180° Curve
9-PDA-004	6	4	10	7	6 F; 180° Curve
9-PDA-005	8	6	12	7	6 F; 180° Curve
9-PDA-006	10	8	16	8	6 F; 180° Curve
9-PDA-007	12	10	18	8	7 F; 180° Curve
9-PDA-008	14	12	20	8	7 F; 180° Curve
9-PDA-009	16	14	22	8	7 F; 180° Curve

Recommended Accessories

Accessory	Page
AMPLATZER™ TorqVue™ 180° Delivery System	38
AMPLATZER™ TorqVue™ 180° Exchange System	39
AMPLATZER™ Guidewire – (9-GW-001)	48

AMPLATZER™ DUCT OCCLUDER II



Sizing and Device Selection

Measure the diameter of the ductus where the central portion of the device will be positioned when completed. Measure the length of the ductus from the ampulla to the pulmonary artery. Select the appropriate size according to the device sizing chart.

Measured Ductus Diam (mm)	Measured Ductus Length				
	< 5 mm	5.1-8 mm	8.1-10 mm	10.1-11 mm	11.1-12 mm
< 2.5	03-04	03-06	04-06	05-06	06-06
2.5-3.5	04-04	04-06	05-06	06-06	06-06
3.6-4.5	05-04	05-06	05-06	06-06	06-06
4.6-5.5	06-04	06-06	06-06	06-06	06-06

Ordering Information

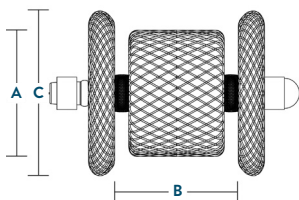
Contents: 1 occluder

Model/ Reorder No	Waist Diam (mm) (A)	Device Lgth (mm) (B)	Disc Diam (mm) (C)	Min Recom'd Sheath Sz
9-PDA2-03-04	3	4	9	4 F; 90° Curve
9-PDA2-03-06	3	6	9	4 F; 90° Curve
9-PDA2-04-04	4	4	10	4 F; 90° Curve
9-PDA2-04-06	4	6	10	4 F; 90° Curve
9-PDA2-05-04	5	4	11	5 F; 90° Curve
9-PDA2-05-06	5	6	11	5 F; 90° Curve
9-PDA2-06-04	6	4	12	5 F; 90° Curve
9-PDA2-06-06	6	6	12	5 F; 90° Curve

Recommended Accessories

Accessory	Page
AMPLATZER™ TorqVue™ LP Delivery System	40
AMPLATZER™ Guidewire – (9-GW-001)	48

AMPLATZER™ DUCT OCCLUDER II ADDITIONAL SIZES



Sizing and Device Selection

Use angiography to measure the diameter and length of the PDA. Use the PDA measurements to find the correct occluder size in table.

Measured Ductus Diam (mm)	Measured Ductus Length		
	3-4 mm	4.1-6 mm	6.1-8 mm
< 2	03-02	03-04	03-06
2.1-3	04-02	04-04	04-06
3.1-4	05-02	05-04	05-06

Ordering Information

Contents: 1 occluder, delivery cable and plastic vise

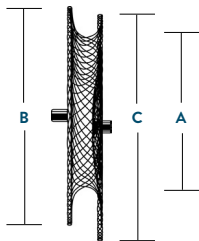
Model/ Reorder No	Wais Diam (mm) (A)	Lgth Btwn Retention Discs (mm) (B)	Disc Diam (mm) (C)	Recom'd Sheath Sz
9-PDA2AS-03-02-L	3	2	4.00	4 F; 90° Curve
9-PDA2AS-03-04-L	3	4	4.00	4 F; 90° Curve
9-PDA2AS-03-06-L	3	6	4.00	4 F; 90° Curve
9-PDA2AS-04-02-L	4	2	5.25	4 F; 90° Curve
9-PDA2AS-04-04-L	4	4	5.25	4 F; 90° Curve
9-PDA2AS-04-06-L	4	6	5.25	4 F; 90° Curve
9-PDA2AS-05-02-L	5	2	6.50	4 F; 90° Curve
9-PDA2AS-05-04-L	5	4	6.50	4 F; 90° Curve
9-PDA2AS-05-06-L	5	6	6.50	4 F; 90° Curve

Recommended Accessories

Accessory	Page
AMPLATZER™ TorqVue™ LP Catheter	41
AMPLATZER™ Guidewire – (9-GW-001)	48

VENTRICULAR SEPTAL DEFECT CLOSURE

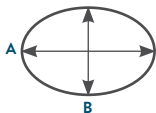
AMPLATZER™ MEMBRANOUS VSD OCCLUDER



Sizing and Device Selection

During end diastole, obtain orthogonal measurements of the left and right ventricular aspects of the defect.

- Record the major and minor axes of the elliptical defect.
- The smaller of the two areas (left or right) should be chosen.



D (diameter of the device) = $\sqrt{(A \times B)}$

e.g. if **A** = 8 and **B** = 4

$8 \times 4 = 32$, $\sqrt{32} = 5.7$ rounded up
a 6 mm device would be chosen

For ventricular septal aneurism, use echocardiography to measure the orifice of the aneurism. The largest diameter = Device waist size (A)

Ordering Information

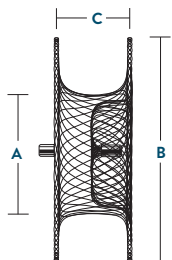
Contents: 1 occluder

Model/ Reorder No	Device Sz/ Waist Diam (mm) (A)	Rt Ventricular Disc Diam (mm) (B)	Lt Ventricular Disc Diam (mm) (C)	Recom'd Sheath Sz
9-VSD-MEMB-004	4	8	10	7 F; 180° Curve
9-VSD-MEMB-005	5	9	11	7 F; 180° Curve
9-VSD-MEMB-006	6	10	12	7 F; 180° Curve
9-VSD-MEMB-007	7	11	13	7 F; 180° Curve
9-VSD-MEMB-008	8	12	14	7 F; 180° Curve
9-VSD-MEMB-009	9	13	15	7 F; 180° Curve
9-VSD-MEMB-010	10	14	16	7 F; 180° Curve
9-VSD-MEMB-011	11	15	17	7 F; 180° Curve
9-VSD-MEMB-012	12	16	18	7 F; 180° Curve
9-VSD-MEMB-013	13	17	19	8 F; 180° Curve
9-VSD-MEMB-014	14	18	20	8 F; 180° Curve
9-VSD-MEMB-015	15	19	21	9 F; 180° Curve
9-VSD-MEMB-016	16	20	22	9 F; 180° Curve
9-VSD-MEMB-017	17	21	23	9 F; 180° Curve
9-VSD-MEMB-018	18	22	24	9 F; 180° Curve

Recommended Accessories

Accessory	Page
AMPLATZER™ TorqVue™ Delivery System with Pusher Catheter	42
AMPLATZER™ Noodlewire – (9-GW-004)	48

AMPLATZER™ MUSCULAR VSD OCCLUDER



Sizing and Device Selection

- Measure defect size using echocardiography.
- Measure defect size using angiography.
- Device size is selected which measures 3 mm above the measurements obtained on echocardiography.

Ordering Information

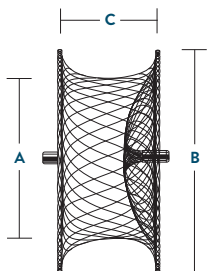
Contents: 1 occluder

Model/ Reorder No	Device Sz/ Waist Diam (mm) (A)	Disc Diam (mm) (B)	Waist Lgth (mm) (C)	Min Recom'd Sheath Sz
9-VSD-MUSC-004	4	9	7	5 F; 180° Curve or 6 F; 45° Curve
9-VSD-MUSC-006	6	14	7	6 F; 45° or 180° Curve
9-VSD-MUSC-008	8	16	7	6 F; 45° or 180° Curve
9-VSD-MUSC-010	10	18	7	6 F; 45° or 180° Curve
9-VSD-MUSC-012	12	20	7	7 F; 45° or 180° Curve
9-VSD-MUSC-014	14	22	7	8 F; 45° or 180° Curve
9-VSD-MUSC-016	16	24	7	8 F; 45° or 180° Curve
9-VSD-MUSC-018	18	26	7	9 F; 45° or 180° Curve

Recommended Accessories

Accessory	Page
AMPLATZER™ TorqVue™ 45° or 180° Delivery System	38
AMPLATZER™ TorqVue™ Exchange System 45° or 180° Delivery System	39
AMPLATZER™ Noodlewire – (9-GW-004)	48
AMPLATZER™ Guidewire – (9-GW-003)	48

AMPLATZER™ P.I. MUSCULAR VSD OCCLUDER



Sizing and Device Selection

- Measure defect size using echocardiography.
- Measure defect size using angiography.
- Device size is selected which measures 3 mm above the measurements obtained on echocardiography.

Ordering Information

Contents: 1 occluder

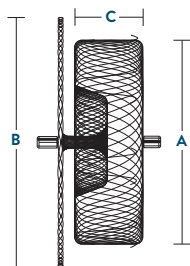
Model/ Reorder No	Device Sz/			Min Recom'd Sheath Sz
	Waist Diam (mm) (A)	Disc Diam (mm) (B)	Waist Lgth (mm) (C)	
9-VSDMUSCPI-016	16	26	10	9 F; 45° or 180° Curve
9-VSDMUSCPI-018	18	28	10	9 F; 45° or 180° Curve
9-VSDMUSCPI-020	20	30	10	10 F, 45° Curve
9-VSDMUSCPI-022	22	32	10	10 F, 45° Curve
9-VSDMUSCPI-024	24	34	10	10 F, 45° Curve

Recommended Accessories

Accessory	Page
AMPLATZER™ TorqVue™ 45° or 180° Delivery System	38
AMPLATZER™ TorqVue™ Exchange System 45° or 180° Delivery System	39
AMPLATZER™ Noodlewire – (9-GW-004)	48
AMPLATZER™ Guidewire – (9-GW-003)	48

LEFT ATRIAL APPENDAGE OCCLUSION

AMPLATZER™ CARDIAC PLUG



Sizing and Device Selection

Use echocardiography to assess and measure the left atrial appendage, including the depth of the left atrial appendage and the maximum width of the orifice and landing zone.

Max Landing Zone Width (mm)	ACP Device Sz	Lobe Lgth (mm)	Min LAA Depth (mm)	Disc Diam (mm)	Sheath Diam
12.6-14.5	16	6.5	≥ 10	20	9 F
14.6-16.5	18	6.5	≥ 10	22	10 F
16.6-18.5	20	6.5	≥ 10	24	10 F
18.6-20.5	22	6.5	≥ 10	26	10 F
20.6-22.5	24	6.5	≥ 10	30	13 F
22.6-24.5	26	6.5	≥ 10	32	13 F
24.6-26.5	28	6.5	≥ 10	34	13 F
26.6-28.5	30	6.5	≥ 10	36	13 F

Ordering Information

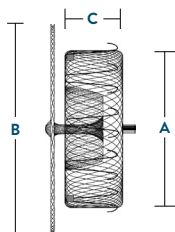
Contents: 1 occluder, 145 cm delivery cable, plastic vise for delivery cable, hemostasis valve, loader, loading cable and plastic vise for loading cable

Model/ Reorder No	Lobe Diam (mm) (A)	Disc Diam (mm) (B)	Lobe Lgth (mm) (C)	Recom'd Sheath Sz
9-ACP-007-016	16	20	6.5	9 F
9-ACP-007-018	18	22	6.5	10 F
9-ACP-007-020	20	24	6.5	10 F
9-ACP-007-022	22	26	6.5	10 F
9-ACP-007-024	24	30	6.5	13 F
9-ACP-007-026	26	32	6.5	13 F
9-ACP-007-028	28	34	6.5	13 F
9-ACP-007-030	30	36	6.5	13 F

Recommended Accessories

Accessory	Page
AMPLATZER™ TorqVue™ 45° x 45° Delivery Sheath	43
AMPLATZER™ Guidewire – (9-GW-002)	48

AMPLATZER™ AMULET™ LEFT ATRIAL APPENDAGE OCCLUDER



Sizing and Device Selection

Identify and measure the left atrial appendage at the landing zone (defined as about 10-12 mm from the orifice) for the device lobe to determine the appropriate device size to occlude the left atrial appendage.

Max Landing Zone Width (mm)	AMPLATZER Amulet Device Sz	Lobe Lgth (mm)	Min LAA Depth (mm)	Disc Diam (mm)	Min Sheath Diam
11.0-13.0	16	7.5	≥ 10	22	12 F
13.0-15.0	18	7.5	≥ 10	24	12 F
15.0-17.0	20	7.5	≥ 10	26	12 F
17.0-19.0	22	7.5	≥ 10	28	12 F
19.0-22.0	25	10	≥ 12	32	12 F
22.0-25.0	28	10	≥ 12	35	14 F
25.0-28.0	31	10	≥ 12	38	14 F
28.0-31.0	34	10	≥ 12	41	14 F

Ordering Information

Contents: 1 occluder, 145 cm delivery cable, plastic vise for delivery cable, hemostasis valve, loader, loading cable and plastic vise for loading cable, sheath adaptor (16–25 mm devices only)

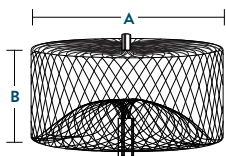
Model/ Reorder No	Lobe Diam (mm) (A)	Disc Diam (mm) (B)	Lobe Lgth (mm) (C)	Recom'd Sheath Sz
9-ACP2-007-016	16	22	7.5	12 F or 14 F with adaptor
9-ACP2-007-018	18	24	7.5	12 F or 14 F with adaptor
9-ACP2-007-020	20	26	7.5	12 F or 14 F with adaptor
9-ACP2-007-022	22	28	7.5	12 F or 14 F with adaptor
9-ACP2-010-025	25	32	10	12 F or 14 F with adaptor
9-ACP2-010-028	28	35	10	14 F
9-ACP2-010-031	31	38	10	14 F
9-ACP2-010-034	34	41	10	14 F

Recommended Accessories

Accessory	Page
AMPLATZER™ Amulet™ Delivery Sheath	43
AMPLATZER™ Guidewire – (9-GW-002)	48

PERIPHERAL VASCULAR EMBOLIZATION

AMPLATZER™ VASCULAR PLUG



Sizing and Device Selection

Select a device with a diameter approximately 30-50% larger than a vessel diameter at the occlusion site.

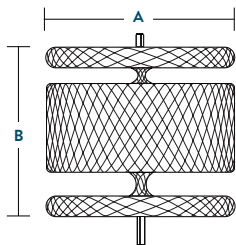
Ordering Information

Contents: 1 self-expanding nitinol mesh occlusion device, loader and 135 cm delivery cable

Model/ Reorder No	Device Diam (mm) (A)	Unconstrained Lgth (mm) (B)	Delivery Cath Min Reqmnts*	Sheath minimum Size (Fr)*	Min Internal Diam Rqrd (mm/in)	Max Lgth (cm)
9-PLUG-004	4	7	5 F	4	1.42/0.056	100
9-PLUG-006	6	7	5 F	4	1.42/0.056	100
9-PLUG-008	8	7	5 F	4	1.42/0.056	100
9-PLUG-010	10	7	6 F	5	1.68/0.066	100
9-PLUG-012	12	8	6 F	5	1.68/0.066	100
9-PLUG-014	14	8	8 F	6	2.23/0.088	100
9-PLUG-016	16	8	8 F	6	2.23/0.088	100

*The AMPLATZER™ Vascular Plug is delivered using either a sheath or guide catheter meeting the minimum internal diameter requirements.

AMPLATZER™ VASCULAR PLUG II



Sizing and Device Selection

Select a device with a diameter approximately 30-50% larger than a vessel diameter at the occlusion site.

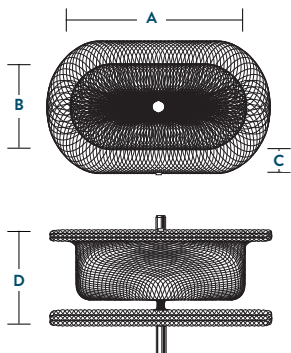
Ordering Information

Contents: 1 self-expanding nitinol mesh occlusion device, loader, 135 cm delivery cable and plastic vise

Model/ Reorder No	Device Diam (mm) (A)	Unconstrained Lgth (mm) (B)	Delivery Cath Min Reqmnts*	Sheath minimum Size (Fr)*	Min Internal Diam Rqrd (mm/in)	Max Lgth (cm)
9-AVP2-003	3	6	5 F	4	1.42/0.056	100
9-AVP2-004	4	6	5 F	4	1.42/0.056	100
9-AVP2-006	6	6	5 F	4	1.42/0.056	100
9-AVP2-008	8	7	5 F	4	1.42/0.056	100
9-AVP2-010	10	7	6 F	5	1.78/0.070	100
9-AVP2-012	12	9	6 F	5	1.78/0.070	100
9-AVP2-014	14	10	8 F	6	2.18/0.086	100
9-AVP2-016	16	12	8 F	6	2.18/0.086	100
9-AVP2-018	18	14	9 F	7	2.49/0.098	100
9-AVP2-020	20	16	9 F	7	2.49/0.098	100
9-AVP2-022	22	18	9 F	7	2.49/0.098	100

*The AMPLATZER™ Vascular Plug II is delivered using either a sheath or guide catheter meeting the minimum internal diameter requirements.

AMPLATZER™ VASCULAR PLUG III



Sizing and Device Selection

Select a device with a diameter approximately 30-70% larger than the vessel diameter at the occlusion site.

Ordering Information

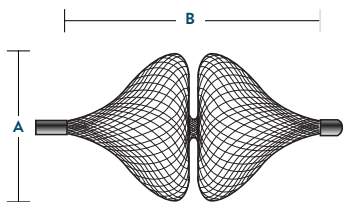
Contents: 1 self-expanding nitinol mesh occlusion device, loader, 155 cm delivery cable and plastic vise

Model/ Reorder No	Long Axis (mm) (A)	Short Axis (mm) (B)	Delivery Cath Min Reqmnts*	Sheath minimum Size (Fr)*	Min Internal Diam Rqrd (mm/in)	Max Lgth (cm)
9-AVP3-042	4	2	6 F	4	1.65/0.065	120
9-AVP3-063	6	3	6 F	4	1.65/0.065	120
9-AVP3-084	8	4	7 F	5	1.83/0.072	120
9-AVP3-103	10	3	7 F	5	1.83/0.072	120
9-AVP3-105	10	5	7 F	5	1.83/0.072	120
9-AVP3-123	12	3	9 F	7	2.49/0.098	120
9-AVP3-125	12	5	9 F	7	2.49/0.098	120
9-AVP3-143	14	3	9 F	7	2.49/0.098	120
9-AVP3-145	14	5	9 F	7	2.49/0.098	120

Rim (C) = 2 mm. Device length (D) = 6.5 mm.

*The AMPLATZER™ Vascular Plug III is delivered using either a sheath or guide catheter meeting the minimum internal diameter requirements.

AMPLATZER™ VASCULAR PLUG 4



Sizing and Device Selection

Select a device with a diameter approximately 30-50% larger than the vessel diameter at the occlusion site.

Ordering Information

Contents: 1 self-expanding nitinol mesh occlusion device, loader with hemostasis valve and stopcock

Model/ Reorder No	Device Diam (mm) (A)	Unconstrained Device Lgth (mm) (B)	Rqrd Guidewire Compatibility of Diagnostic Catheter ^a (in)	Max Lgth of Delivery System (cm)
9-AVP038-004	4	10.0	0.038	125
9-AVP038-005	5	10.5	0.038	125
9-AVP038-006	6	11.0	0.038	125
9-AVP038-007	7	12.5	0.038	125
9-AVP038-008	8	13.5	0.038	125

a. Requires the use of a 0.038 guidewire

The device has been tested for compatibility with the following diagnostic catheters:

- Boston Scientific™ Imager™ II (5 F)
- Cordis™ TEMPO AQUA™ (4 F)
- Cordis™ TEMPO™ (4 F)
- Merit Medical™ Impress™ (5 F)

The use of other diagnostic catheters may result in an inability to deliver, deploy or recapture the device.

DELIVERY SYSTEMS

AMPLATZER™ TORQVUE™ 45° AND 180° DELIVERY SYSTEMS

Ordering Information

Contents: 1 delivery cable, delivery sheath, dilator, hemostasis valve, loader and plastic vise

Model/ Reorder No	Sheath Sz	Tip Angle	Inner Diam of Sheath (mm/in)	Outer Diam of Sheath (mm/in)	Usable Lgth (cm)	Delivery Cable Lgth (cm)
9-ITV06F45/60	6 F	45°	2.11/0.08	2.79/0.11	60	110
9-ITV07F45/60	7 F	45°	2.44/0.10	3.18/0.13	60	110
9-ITV07F45/80	7 F	45°	2.44/0.10	3.18/0.13	80	120
9-ITV08F45/60	8 F	45°	2.69/0.11	3.45/0.14	60	110
9-ITV08F45/80	8 F	45°	2.69/0.11	3.45/0.14	80	120
9-ITV09F45/80	9 F	45°	3.00/0.12	3.81/0.15	80	120
9-ITV10F45/80	10 F	45°	3.30/0.13	4.14/0.16	80	120
9-ITV12F45/80	12 F	45°	3.99/0.16	4.80/0.19	80	120
9-ITV13F45/80	13 F	45°	4.32/0.17	5.13/0.20	80	120
9-ITV05F180/60	5 F	180°	1.83/0.07	2.51/0.10	60	110
9-ITV06F180/60	6 F	180°	2.11/0.08	2.79/0.11	60	110
9-ITV06F180/80	6 F	180°	2.11/0.08	2.79/0.11	80	120
9-ITV07F180/80	7 F	180°	2.44/0.10	3.18/0.13	80	120
9-ITV08F180/80	8 F	180°	2.69/0.11	3.45/0.14	80	120
9-ITV09F180/80	9 F	180°	3.00/0.12	3.81/0.15	80	120

AMPLATZER™ TORQVUE™ EXCHANGE SYSTEMS

Ordering Information

Contents: 1 delivery sheath, dilator, exchange wire, hemostasis valve, loader and plastic vise

Model/ Reorder No	Sheath Sz	Tip Angle	Inner Diam of Sheath (mm/in)	Outer Diam of Sheath (mm/in)	Usable Lgth (cm)
9-EITV09F45/80	9 F	45°	3.00/0.12	3.81/0.15	80
9-EITV12F45/80	12 F	45°	3.99/0.16	4.80/0.19	80
9-EITV06F180/80	6 F	180°	2.11/0.08	2.80/0.11	80
9-EITV08F180/80	8 F	180°	2.69/0.11	3.45/0.14	80

AMPLATZER™ TORQVUE™ LP DELIVERY SYSTEM

Ordering Information

Contents: 1 delivery cable, delivery catheter, hemostasis valve, loader and plastic vise

Model/ Reorder No	Cath Sz	Tip Angle	Usable Lgth (cm)	Inner Diam of Catheter (mm/in)	Outer Diam of Catheter (mm/in)	Delivery Cable Lgth (cm)
9-TVLP4F90/060	4 F	90°	60	1.17/0.046	1.40/0.055	160
9-TVLP4F90/080	4 F	90°	80	1.17/0.046	1.40/0.055	195
9-TVLP5F90/060	5 F	90°	60	1.50/0.059	1.73/0.068	160
9-TVLP5F90/080	5 F	90°	80	1.50/0.059	1.73/0.068	195

AMPLATZER™ TORQVUE™ LP CATHETER

Ordering Information

Contents: 1 delivery catheter, hemostasis valve, loader and self-sealing hemostasis valve

Model/ Reorder No	Cath Sz	Tip Angle	Usable Lgth (cm)	Inner Diam of Catheter (mm/in)	Outer Diam of Catheter (mm/in)
9-TVLPC4F90/080	4 F	90°	80	1.17/0.046	1.40/0.055

Note: For use with the AMPLATZER™ Duct Occluder II Additional Sizes only, ADOII AS has the delivery cable included in the device packaging.

AMPLATZER™ TORQVUE™ DELIVERY SYSTEM WITH PUSHER CATHETER

Ordering Information

Contents: 1 delivery cable, delivery sheath, dilator, hemostasis valve, loader, plastic vise and pusher catheter

Model/ Reorder No	Sheath Sz	Tip Angle	Inner Diam of Sheath (mm/in)	Outer Diam of Sheath (mm/in)	Usable Lgth (cm)	Delivery Cable Lgth (cm)
9-ITVP07F180/80	7 F	180°	2.44/0.10	3.18/0.13	80	135
9-ITVP08F180/80	8 F	180°	2.69/0.11	3.45/0.14	80	135
9-ITVP09F180/80	9 F	180°	3.00/0.12	3.00/0.15	80	135

DELIVERY SHEATHS

Ordering Information

Contents: 1 delivery sheath and dilator.

The 10-14 F delivery sheaths include a flush adapter to facilitate attachment of additional device components

AMPLATZER™ AMULET™ DELIVERY SHEATH

Model/ Reorder No	Sheath Sz	Tip Angle	Inner Diam of Sheath (mm/in)	Outer Diam of Sheath (mm/in)	Usable Lgth (cm)
DS-TV45x45- 12F-080	12 F	45° x 45°	4.00/0.16	4.80/0.19	80
DS-TV45x45- 14F-080	14 F	45° x 45°	4.80/0.19	5.50/0.22	80

AMPLATZER™ TORQVUE™ 45° X 45° DELIVERY SHEATH

Model/ Reorder No	Sheath Sz	Tip Angle	Inner Diam of Sheath (mm/in)	Outer Diam of Sheath (mm/in)	Usable Lgth (cm)
9-TV45x45- 09F-100	9 F	45° x 45°	3.00/0.12	3.81/0.15	100
9-TV45x45- 10F-100	10 F	45° x 45°	3.30/0.13	4.14/0.16	100
9-TV45x45- 13F-100	13 F	45° x 45°	4.32/0.17	5.13/0.20	100

AMPLATZER™ TORQVUE™ 2 DELIVERY SHEATH

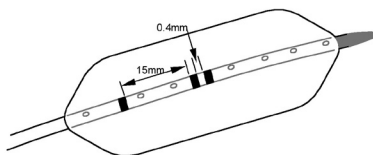
Ordering Information

Contents: 1 delivery sheath and dilator

Model/ Reorder No	Sheath Sz	Inner Diam (mm/in)	Outer Diam of Sheath (mm/in)	Sheath Lgth (cm)
9-TV2-05F120	5 F	1.82/0.072	2.51/0.099	120
9-TV2-06F120	6 F	2.11/0.083	2.79/0.110	120
9-TV2-07F120	7 F	2.44/0.096	3.17/0.125	120

ACCESSORIES

AMPLATZER™ SIZING BALLOON II



Ordering Information

Contents: 1 sizing balloon

Model/ Reorder No	Max Defect Sz (mm)	Max Inflation Volume (cc)	Balloon Lgth (cm)	Shaft Sz	Usable Lgth (cm)	Guidewire (in)
9-SB-018	20	12	3.5	6 F	70	0.035
9-SB-024	27	25	4.5	7 F	70	0.035
9-SB-034	40	90	5.5	8 F	70	0.035

AMPLATZER™ SIZING PLATE

Ordering Information

Contents: 1 sizing plate

Model/ Reorder No	Description
9-ASD-SZP	Measuring plate with circular openings ranging from 4 to 38 mm

AMPLATZER™ GUIDEWIRES

Ordering Information

Contents: 1 guidewire

Model/ Reorder No	Diam (in)	Body	Floppy Tip Lgth (cms)	Tip Description	Usable Lgth (cm)
9-GW-001	0.035	Super Stiff	6	7.5 mm, Modified J-tip	260
9-GW-002	0.035	Super Stiff	5	1.5 mm, Modified J-tip	260
9-GW-003	0.035	Super Stiff	20	6 mm, J-tip	300
9-GW-004*	0.035	Soft Tip, Fixed Core	NA	6 mm, J-tip	300

*9-GW-004, also referred to as “Noodlewire,” is a soft tip, flexible guidewire recommended for establishing an arterial-venous loop, facilitating closure of ventricular septal defects.

Abbott Vascular International BVBA
Park Lane, Culliganlaan 2B, B-1831 Diegem, Belgium,
Tel: +32 2 714 14 11

This product is intended for use by or under the direction of a physician. Prior to use, reference the Instructions for Use for more detailed information on Indications, Contraindications, Warnings, Precautions and Adverse Events. Information contained herein is for distribution for Europe, Middle East and Africa ONLY. All products herein are trademarks of the Abbott Group of Companies. All drawings are artist's representations only and should not be considered as an engineering drawing or photograph. Photo(s) on file at Abbott. For more information, visit our web site at www.abbott.com © 2017 Abbott. All rights reserved. 9-EH-1-7433-01 12-2017

